

The Dairy Business Report – Tocal Dairy



Department of Primary Industries

DECEMBER 2020

Farm area: 130 ha milking platform

A) DAILY SNAPSHOT — OPERATING POSITION

	Units	31/12/2020	27/11/2020
Production			
Milker numbers		277	280
Cows in vat		264	265
kg milks solids/cow/day		2.01	1.93
Litres/cow/day		27.3	27.6
Fat	%	4.14	3.83
Protein	%	3.21	3.19
Average BMCC	'000 cells/ml	164	111
Milk Price:Concentrate Price	cpl:c/kg	1.63	1.66
Grazing and Supplement Feeding			
Grain mix @ \$374/t for Dec (incl. additive)	kg as fed	7.3	7.3
Ryegrass silage \$200/tDM	kg DM	7	7
Pasture consumption approx.	kgDM/cow/d	6.8	6.9
Area in Rotation	ha	68	74
Grazing Area	ha/24hrs	4	5
Eat Rate (Pasture consumption rate)	kgDM/ha/d	27.7	26.2
Approx.daily growth rate (irrigated)	kgDM/ha/d	55	30
Leaf emergence rate	days/leaf	2.5	5
Current rotation length	days	20	16
Total Feed Cost (incl. pasture)	\$/kgMS	2.39	2.46
Daily Margin Over Supplementary Feed Cost (MOSFC)			
Monthly milk price - ex GST, ex levies	\$/kgMS	8.53	8.69
Monthly milk price - ex GST, ex levies	cpl	62.7	61
Income/cow	\$/cow/d	17.12	16.81
Supplementary feed cost (including additives)	\$/cow/d	4.11	4.07
MOSFC	\$/cow/d	13.01	12.74
Net litres	L/cow/d	20.7	20.9

COMMENTARY

Margin Over Supplementary Feed Cost (MOSFC) is strong at \$13.01/cow/day. This is slightly up on the previous month primarily due to a slight increase in milk price for the month on a cents per litre basis - still very good!

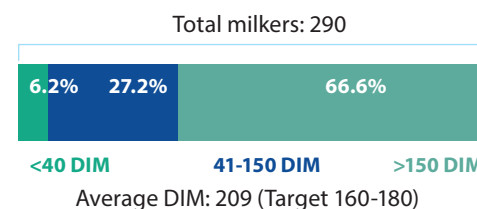
B) MONTHLY SUMMARY

This monthly update provides information on the performance of the farm over the month for milk production, dietary composition (% homegrown feed in diet – our cheapest source of feed), herd structure and pasture management.

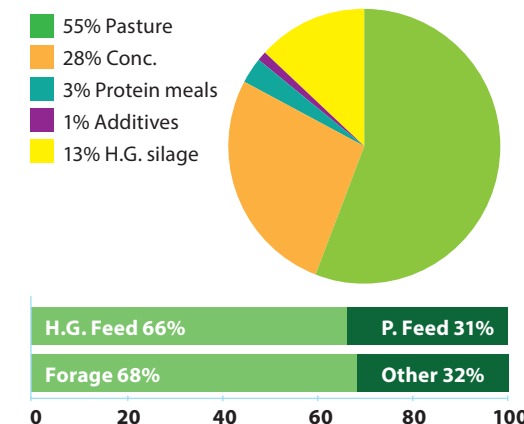
I. Monthly milk production summary

Total volume (litres)	225,807
Total solids (kg fat + kg protein)	16,348
Av. BMCC	153

III. Herd structure:



II. Dietary composition

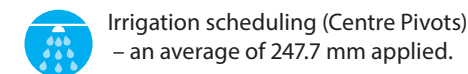
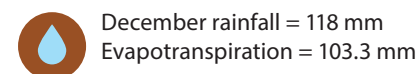


IV. Pasture management

Fertiliser	Location	\$/tonne	\$/kgN	App rate (kgN/ha)	N cost (\$/ha)*
Urea-125kg/ha	P1,2,3,4,5,6,Tank, Mollers, Reynolds	627	1.36	57.5	78.38

*NB Doesn't include spreading cost

Irrigation scheduling and moisture profile



COMMENTARY

Cows produced well through December with the best average ever recorded (27.3L/day).

Small amount of mastitis with the wet weather, but it is under control.

At the end of the month the cows were grazing lucerne and chicory and getting some ryegrass silage.